

The JBL logo is displayed in white text on an orange square background. The background of the entire advertisement is a dark, moody photograph of a car at night, with a gradient from purple to red. The car's headlights are illuminated, and a thin orange arc is visible in the lower-left quadrant.

JBL

DARE TO LISTEN!

DISCOVER EPIC SOUND

CAR AUDIO 2020

SOUND THAT AMPLIFIES LIFE

Distinctive design. Perfect clarity. Maximum power. JBL understands how music enriches people's lives. Music fans everywhere rely on our award-winning audio to amplify their lifestyle. The music community depends on us for performances, mixes, and masters. From in-home to outdoor, cars to clubs, our constantly innovating audio technology enhances music experiences across the globe.



UPGRADE TO JBL

Inadequate volume? Substandard bass? Your original car audio will probably have limited power, harsh sound, and pitch distortion. Upgrade your sound system, not the car.



Replace your standard speakers with JBL for music that vibrates with warmth and clarity.



Add deep, uncompromising bass with a JBL subwoofer.



Complete your set. A JBL amplifier boosts volume and sounds crisp.

Only basic skills are needed to install JBL car audio products with our easy-to-follow installation manual. Or, request help of a car audio installer for a professional finish. Feel your music on the road with the latest JBL car audio line-up.



JBL CAR SPEAKERS

In-car sound masters. With input from car manufacturers, we've driven our years of audio expertise onto city streets and open roads. Choose our best-in-class technologies for the most exhilarating music experience.



JBL STAGE 2 SERIES

ENTRY LEVEL SPEAKERS

Small car? No problem. JBL Stage Speakers will fit in almost any car. Awesome sound from compact rigid cones.

COMPACT • AFFORDABLE • VERSATILE



STAGE 2
424 4" (100 mm)
2-Way speakers



STAGE 2
524 5.25" (130mm)
2-Way speakers



STAGE 2
624 6.5" (165mm)
2-Way speakers



STAGE 2
604C 6.5" (165mm)
2-Way component speakers



STAGE 2
9634 6"x9" (152mmx229mm)
3-Way speakers

JBL STAGE 3 SERIES

ENTRY LEVEL SPEAKERS

Want more powerful and better sound quality and a cool design? The new Stage 3 speakers are your best choice.

HIGH PERFORMANCE • MULTI-ELEMENT SPEAKER • SUPERIOR FIT



**STAGE 3
427** 4" (100mm)
2-way speakers



**STAGE 3
527** 5.25" (130mm)
2-Way speakers




**STAGE 3
627** 6.5" (165mm)
2-Way speakers



**STAGE 3
607C** 6.5" (165mm)
2-Way component speakers



**STAGE 3
9637** 6"x9" (152mmx229mm)
3-Way speakers



**STAGE 3
6427** 4"x6" (101mmx152mm)
2-Way speakers



**STAGE 3
8627** 6"x8" (152mmx203mm)
2-Way speakers

JBL CLUB SERIES

MID LEVEL SPEAKERS

JBL Club speakers attract those who demand more. High sensitivity speakers get the most power and highest quality out of your car entertainment, and add an extra dimension to your music.

COMPACT • HIGH-SENSITIVITY • POWER



SPKCB 422F 4" (100mm)
2-Way speakers



SPKCB 522F 5.25" (130mm)
2-Way speakers




SPKCB 6422F 4"x6" (101mmx152mm)
2-Way speakers




SPKCB 602CTP 6.5" (165mm)
2-Way component speakers



SPKCB 322F 3.5" (87mm)
2-Way speakers



SPKCB 622 6.5" (165mm)
2-Way speakers



SPKCB 3412T 0.75" (19mm)
Tweeters



SPKCB 8622F 6"x8" (152mmx203mm)
2-Way speakers




SPKCB 9632 6"x9" (152mmx229mm)
3-Way speakers

JBL STADIUM SERIES

PREMIUM SPEAKERS

Play loud. Stay strong. Introducing our JBL Stadium series. With pure balance and accuracy, enjoy your music without distortion, even at high volumes.

POWERFUL • PRECISE • TECH



**STADIUM
GTO620** 6.5" (165mm)
2-Way speakers



**STADIUM
GTO930** 6"x9" (152mmx229mm)
3-Way speakers



**STADIUM
GTO860** 6"x8" (152mmx203mm)
2-Way speakers



**STADIUM
GTO600C** 6.5" (165mm)
2-Way component speakers



**STADIUM
GTO20M** 2" (50mm)
Midrange speakers



**STADIUM
GTO750T** 0.75" (19mm)
Tweeters



JBL CAR AMPLIFIERS

Drive away with the power of live music. We've applied almost seventy years of live music experience into our car amplifiers for unrivalled sound quality and performance. Get going quickly with simple and intuitive installation, setup, and fine-tuning.




AMPLIFIERS

JBL STAGE SERIES

ENTRY LEVEL AMPLIFIERS

Compact. Compatible. Clear. Our JBL Stage amplifiers are adaptable to fit most cars. With Class D design, they come in 2 channel, 4 channel and Subwoofer versions. Whether you love pop, heavy metal, or electronic, we have the perfect EQ and filter settings to suit your sound.

COMPACT • VERSATILE • CLASS D



**STAGE
A6002** 280-Watt
2-Channel power amplifier



**STAGE
A6004** 560-Watt
4-Channel power amplifier



**STAGE
A9004** 880-Watt
4-Channel power amplifier



**STAGE
A3001** 600-Watt
Mono subwoofer amplifier

JBL CLUB SERIES

MID LEVEL AMPLIFIERS

High power. Low distortion. Experience new levels of clarity at any volume with the JBL Club series. With Class D sub outputs, these solid and highly efficient amps are built to last.

COMPACT • POWERFUL • SUB-CLASS-D



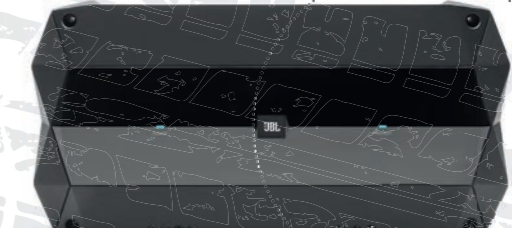
**CLUB
5501** High-performance 1300-Watt
Mono subwoofer amplifier



**CLUB
4505** High-performance 1800-Watt
5-Channel power amplifier



**CLUB
704** High-performance 1000-Watt
4-Channel power amplifier



**CLUB
A1KW** High-performance 2400-Watt
Mono subwoofer amplifier



JBL CAR SUBWOOFERS

Innovation from experience. We've packed years of live speaker development into designing the most reliable and high performing subwoofers. Whether it's maximum efficiency from a polypropylene woofer or exceptional control from a progressive spider cone, our subs outperform anything you've heard before.

JBL STAGE SERIES

ENTRY LEVEL SUBWOOFERS

Want affordable deep level bass? JBL Stage subwoofers provide the legendary JBL sound. Whether in a standard enclosure, or your own custom-built cabinet, you'll hear your music clearly both inside and outside the car.

POWER • VERSATILE • RELIABLE



**STAGE
810** 8" (200mm) 800-Watt
Subwoofer



**STAGE
1010** 10" (250mm) 900-Watt
Subwoofer



**STAGE
1210** 12" (300mm) 1000-Watt
Subwoofer



**STAGE
800BA** 8" (200mm) 100-Watt
Powered ported subwoofer Enclosure



**STAGE
1220B** Dual 12" 2000-Watt
Subwoofer enclosure



**STAGE
1200B** 12" (300mm) 1000-Watt
Sealed subwoofer enclosure



**CSX
1400BP** 12" (300mm) 1400-Watt
Subwoofer bandpass enclosure

JBL CLUB SERIES

MID LEVEL SUBWOOFERS

Feel new depths to your music with the JBL Club Series subwoofers. Enjoy powerful, accurate and low distortion bass sensations. The unique SSI switch (2/4Ω) allows for any configuration.

POWER • SSI • ACCURATE



CLUB 1024

10" (250mm) 1000-Watt
Subwoofer with SSI



CLUB 1224

12" (300mm) 1100-Watt
Subwoofer with SSI



CLUB 1224SS

12" (300mm) 1100-Watt
Subwoofer ported
Enclosure with SSI



CLUB WS1200

12" (300mm) 1000-Watt
Subwoofer shallow
Mount with SSI

JBL BASSPRO SERIES

ACTIVE SUBWOOFERS

Small sub. Big bass. The legendary BassPro series has compact designs and features Class D amplifiers for efficiency. Super simple controls allow for full integration with your car.

ACTIVE • CLASS D • COMPACT



BASSPRO MICRO

8" (200mm) 140-Watt
Powered sealed dockable
subwoofer enclosure



BASSPRO SL2

8" (200mm) 125-Watt
Powered sealed under-seat
subwoofer enclosure



BASSPRO NANO

6"x8" (152mmx203mm)
Powered sealed under-seat
subwoofer enclosure



BASSPRO HUB

11" (279mm) 200-Watt
Powered sealed spare tire
subwoofer enclosure



SUB FUSE

2x8" (200mm) 2x100Watt
Sealed subwoofer enclosures

JBL STADIUM SERIES

PREMIUM SUBWOOFERS

Experience extremely powerful and accurate bass with the JBL Stadium Series. Designed for the most demanding music lover. Professional cooling technologies ensure that the immense power will never burn out. The unique SSI switch (2/4Ω) also allows for any configuration.

LONG LASTING • EXTREME • POWER



STADIUM 1024

High power 10" (250mm)
1350W Subwoofer with SSI



STADIUM 1224

High power 12" (300mm)
1500-Watt Subwoofer with SSI



JBL SPECS OVERVIEW

You want to know more about the JBL Car products? On the next pages you will find all the information about our JBL car products like features and benefits.

SPEAKERS	STAGE2424	STAGE2524	STAGE2624	STAGE2604C
Type	4" (100mm) 2-Way Car Speaker	5-1/4" (130mm) 2-Way Car Speaker	6-1/2" (160mm) 2-Way car speaker	6-1/2" (160mm) 2-Way component car speaker
High-Frequency Transducer	Mylar balanced dome tweeters	Mylar balanced dome tweeters	Mylar balanced dome tweeters	Mylar balanced dome tweeters
Power Handling, RMS	25W	35W	40W	45W
Power Handling, Peak	150W	210W	240W	270W
Frequency Response	75Hz – 20kHz	75Hz – 20kHz	55Hz – 20kHz	55Hz – 20kHz
Nominal Impedance	4 ohms	4 ohms	4 ohms	4 ohms
Sensitivity (2.83V@1m)	92dB	90dB	91dB	91dB
Crossover	None	None	None	Yes
Controls/Adjustments	None	None	None	None
External Diameter	102.5mm	129mm	166mm	166mm
Mounting Cutout Diameter	93mm	115mm	142mm	142mm
Mounting Depth	41mm	52mm	56mm	56mm
Grill	No	No	Yes	Yes

SPEAKERS	STAGE29634	STAGE3427	STAGE3527	STAGE3627
Type	6" x9"(152mmx230mm) 3-Way car speaker	4" (100mm) 2-Way coaxial car speaker	5-1/4" (130mm) 2-Way car speaker	6-1/2" (160mm) 2-Way car speaker
High-Frequency Transducer	Mylar balanced dome tweeters	PEI balanced dome tweeters	PEI balanced dome tweeters	PEI balanced dome tweeters
Power Handling, RMS	70W	30W	40W	45W
Power Handling, Peak	420W	150W	200W	225W
Frequency Response	50Hz – 21kHz	75Hz – 20kHz	75Hz – 20kHz	55Hz – 20kHz
Nominal Impedance	4 ohms	3 ohms	3 ohms	3 ohms
Sensitivity (2.83V@1m)	92dB	90dB	91dB	92dB
Crossover	None	None	None	None
Controls/Adjustments	None	None	None	None
External Diameter	235mm	102.4mm	129mm	158mm
Mounting Cutout Diameter	143mm	92.1mm	113.6mm	127mm
Mounting Depth	76mm	46.8mm	45mm	48.5mm
Grill	Yes	No	No	Yes

SPEAKERS	STAGE3607C	STAGE39637	STAGE36427	STAGE38627
Type	6-1/2" (165mm) 2-Way component system car speaker	6" x9"(152mmx230mm) 3-Way car speaker	4" x6"(100mmx152mm) 2-Way car speaker	6" x8"(152mmx203mm) 2-Way car speaker
High-Frequency Transducer	PEI balanced dome tweeters	PEI balanced dome tweeters	PEI balanced dome tweeters	PEI balanced dome tweeters
Power Handling, RMS	50W	75W	35W	50W
Power Handling, Peak	250W	375W	175W	250W
Frequency Response	55Hz – 20kHz	50Hz – 20kHz	75Hz – 20kHz	65Hz – 20kHz
Nominal Impedance	3 ohms	3 ohms	3 ohms	3 ohms
Sensitivity (2.83V@1m)	92dB	93dB	91dB	93dB
Crossover	Yes	None	None	None
Controls/Adjustments	Yes	None	None	None
External Diameter	158mm	236.5mm	157mm	220mm
Mounting Cutout Diameter	127mm	214.6mm	140.4mm	182.6mm
Mounting Depth	48.5mm	77.8mm	43.9mm	58.5mm
Grill	Yes	Yes	No	No

SPEAKERS	SPKCB322F	SPKCB422F	SPKCB522F
Type	3-1/2" (87mm) 2-Way car speaker	4" (100mm) 2-Way car speaker	5-1/4" (130mm) 2-Way car speaker
High-Frequency Transducer	Silk dome tweeters	Silk dome tweeters	Silk dome tweeters
Power Handling, RMS	25W	35W	45W
Power Handling, Peak	75W	105W	135W
Frequency Response	90Hz – 20kHz	75Hz – 20kHz	5Hz – 20kHz
Nominal Impedance	3 ohms	3 ohms	3 ohms
Sensitivity (2.83V@1m)	89dB	90dB	91dB
Crossover	None	None	None
Controls/Adjustments	None	None	None
External Diameter	104mm	102.4mm	129mm
Mounting Cutout Diameter	75.5mm	92.1mm	113.6mm
Mounting Depth	39.7mm	49.3mm	48mm
Grill	No	No	No

SPEAKERS	SPKCB6422F	SPKCB602CTP	SPKCB622
Type	4"x 6" (100mm x 152mm) 2-Way car speaker	6-1/2" (160mm) 2-Way component car speaker	6-1/2" (160mm) 2-Way car speaker
High-Frequency Transducer	Silk dome tweeters	Silk dome tweeters	Silk dome tweeters
Power Handling, RMS	40W	70W	60W
Power Handling, Peak	120W	210W	180W
Frequency Response	75Hz – 20kHz	55Hz – 20kHz	48Hz – 21kHz
Nominal Impedance	3 ohms	3 ohms	3 ohms
Sensitivity (2.83V@1m)	92dB	92dB	93dB
Crossover	None	Yes	None
Controls/Adjustments	None	Yes	None
External Diameter	157mm	158mm	158mm
Mounting Cutout Diameter	140.4mm	127mm	127mm
Mounting Depth	46.4mm	51.5mm	51.5mm
Grill	None	Yes	Yes

SPEAKERS	SPKCB3412T	SPKCB8622F	SPKCB9632
Type	3/4" (19mm) Edge-driven dome tweeter	6"x8" (152mm x 203mm) 2-Way car speaker	6"x9" (152mm x 230mm) 3-Way car speaker
High-Frequency Transducer	Silk dome tweeters	Silk dome tweeters	Silk dome tweeters
Power Handling, RMS	50W	60W	85W
Power Handling, Peak	150W	180W	255W
Frequency Response	3kHz – 20kHz	65Hz – 20kHz	50Hz – 20kHz
Nominal Impedance	3 ohms	3 ohms	3 ohms
Sensitivity (2.83V@1m)	92dB	93dB	93dB
Crossover	None	None	None
Controls/Adjustments	None	None	None
External Diameter	32.5mm	220mm	236.5mm
Mounting Cutout Diameter	n.a.	182.6mm	214.6mm
Mounting Depth	16.8mm	58.5mm	77.8mm
Grill	Yes	No	Yes

SPEAKERS	STADIUMGTO620	STADIUMGTO930	STADIUMGTO860
Type	6-1/2" (165mm) 2-way car speaker	6" x 9" (152mm x 228mm) 3-way car speaker	6" x 8" (152mm x 203mm) 2-way car speaker
High-Frequency Transducer	Edge-driven soft dome tweeter	Edge-driven soft dome tweeter	Edge-driven soft dome tweeter
Power Handling, RMS	75W	110W	100W
Power Handling, Peak	225W	330W	300W
Frequency Response	45Hz – 23kHz	35Hz – 30kHz	40Hz – 23kHz
Nominal Impedance	2,5 ohms	2,5 ohms	2,5 ohms
Sensitivity (2.83V@1m)	95dB	96dB	94dB
Crossover	Onboard	Onboard	Onboard
Controls/Adjustments	Tweeter level, 0dB / +3dB	Tweeter level, 0dB / +3dB	Tweeter level, 0dB / +3dB
External Diameter	156mm	240.3mm x 168.6mm	205mm x 148mm
Mounting Cutout Diameter	129mm	220.8mm x 147.8mm	180mm x 123mm
Mounting Depth	52mm	80mm	59mm
Grill	Yes	Yes	No

SPEAKERS	STADIUMGTO600C	STADIUMGTO20M	STADIUMGTO750T
Type	6-1/2" (165mm) 2-way component car speaker	2" (50mm) Dome midrange	3/4" (19mm) Tweeter
High-Frequency Transducer	Edge-driven soft dome tweeter	Dome midrange	Edge-driven soft dome tweeter
Power Handling, RMS	100W	65W	50W
Power Handling, Peak	300W	195W	150W
Frequency Response	45Hz – 25kHz	500Hz – 7kHz	2k – 25kHz
Nominal Impedance	2,5 ohms	2,5 ohms	2,5 ohms
Sensitivity (2.83V@1m)	93dB	90dB	93dB
Crossover	External	External	Onboard
Controls/Adjustments	Tweeter level, 0dB / +3dB	Tweeter level, 0dB / +3dB	Tweeter level, 0dB / +3dB
External Diameter	156mm	78mm	35.7mm
Mounting Cutout Diameter	129mm	65mm	35.7mm
Mounting Depth	52mm	28mm	13mm
Grill	Yes	Yes	Yes

AMPLIFIERS	STAGE A6002	STAGE A6004	STAGE A9004	STAGE A3001
Number of Channels/Type	2 channels	4 channels	4 channels	Mono / Subwoofer
4-Ohm Power Output	60W	60W	90W	N/A
2-Ohm Power Output	70W	70W	110W	300W
Bridged Power Output	140W	140W	220W	N/A
Total Peak Power Output	280W	560W	880W	600W
Signal-to-Noise Ratio	>75dB	>75dB	>75dB	>75dB
Frequency Response	20Hz - 20kHz	20Hz - 20kHz	20Hz - 20kHz	10Hz - 320Hz
Input Sensitivity	200mV - 20V	200mV - 20V	200mV - 20V	200mV - 5V
Variable Electronic Crossover	Yes	Yes	Yes	Yes
Variable Bass Boost	Yes	Yes	Yes	Yes
Input Connections	High & low-level (RCA)	High & low-level (RCA)	High & low-level (RCA)	High & low-level (RCA)
Speaker Connections	2	4	4	2
Signal Output Connections	No	L & R line level (summed)	L & R line level (summed)	No
Dimensions (L x W x H)	50mm x 145mm x 156.6mm * <1.0% THD + N	50mm x 145mm x 193.6mm	50mm x 145mm x 268.6mm	50mm x 145mm x 241.6mm

AMPLIFIERS	CLUB-5501	CLUB-4505	CLUB-704	CLUB-A1KW
Number of Channels/Type	Mono / Subwoofer	5 Channels	4 Channels	Mono / Subwoofer
4-Ohm Power Output	370W	45W; 320W x 1	70W	1000W
2-Ohm Power Output	550W	65W; 500W x 1W	100W	600W
Bridged Power Output	N/A	130W x 2 into 4 ohms*	200W x 2 into 4 ohms*	N/A
Total Peak Power Output	1300W	1800W	1000W	2400W
Signal-to-Noise Ratio	>80db	>85db (full) >80db (sub)	>85db	>75dB
Frequency Response	10Hz-320Hz	10Hz - 40kHz (full range) 10Hz - 320Hz (sub)	10Hz - 40kHz	10Hz - 320Hz
Input Sensitivity	200mV - 20V	200mV - 20V	200mV - 20V	100mV - 10V
Variable Electronic Crossover	Yes	Yes	Yes	Yes
Variable Bass Boost	Yes	Yes	Yes	Yes
Input Connections	High & low-level (RCA)	High & low-level (RCA)	High & low-level (RCA)	High & low-level (RCA)
Speaker Connections	2	5	4	2
Signal Output Connections	No	No	Yes	No
Dimensions (L x W x H)	243.5mm x 189.4mm x 59mm * <1.0% THD + N	400mm x 189.4mm x 59mm	375mm x 189.4mm x 59mm	59.2mm x 189.2mm x 58.4mm

SUBWOOFERS	STAGE 810	STAGE 1010	STAGE 1210	STAGE 800BA
Type	8" (200mm) Subwoofer	10" (250mm) Subwoofer	12" (300mm) Subwoofer	8" (200mm) Powered ported subwoofer enclosure
Power Handling, RMS	200W	225W	250W	100W
Power Handling, Peak	800W	900W	1000W	200W
Sensitivity (2.83V/1m)	88dB	89dB	91dB	50mV - 16V
Frequency Response	38Hz - 200Hz	35Hz - 200Hz	34Hz - 200Hz	30Hz - 200Hz
Impedance	4 ohms	4 ohms	4 ohms	N/A
Mounting Depth	104.8mm	121.8mm	162.5mm	N/A
Cutout Diameter	178.4mm	231.9mm	231.9mm	N/A
Dimensions	12.4" (315mm)	12-1/4" (311mm)	12.4" (315mm)	250mm x 285mm x 263mm / 203mm

SUBWOOFERS	STAGE1220B	STAGE 1200B	CSX-1400BP	CLUB 1024
Type	2 x 12" (300mm) Subwoofer ported enclosure	12" (300mm) Subwoofer sealed enclosure	12" (300mm) Subwoofer bandpass enclosure	10" (250mm) Subwoofer
Power Handling, RMS	500W	250W	350W	250W
Power Handling, Peak	2000W	1000W	1400W	1000W
Sensitivity (2.83V/1m)	94dB	91dB	93dB	92dB
Frequency Response	34Hz - 200Hz	34Hz - 200Hz	45Hz - 130Hz	30Hz - 175Hz
Impedance	2 ohms	4 ohms	4 ohms	2 or 4 ohms, switch-selectable
Mounting Depth	N/A	N/A	N/A	142mm
Cutout Diameter	N/A	N/A	N/A	228mm
Dimensions	794mm x 381mm x 346mm	266mm x 180mm x 55mm	475mm x 412mm x 390mm	N/A

SUBWOOFERS	CLUB 1224	S2-1224SS	CLUB WS1200
Type	12" (300mm) Subwoofer	12" (300mm) Subwoofer ported enclosure	12" (300mm) Shallow mount subwoofer
Power Handling, RMS	275W	275W	250W
Power Handling, Peak	1100W	1100W	1000W
Sensitivity (2.83V/1m)	93dB	93dB	93dB
Frequency Response	25Hz – 175Hz	25Hz – 175Hz	27Hz – 175Hz
Impedance	2 or 4 ohms, switch-selectable	2 or 4 ohms, switch-selectable	2 or 4 ohms, switch-selectable
Mounting Depth	265mm	N/A	83mm
Cutout Diameter	285mm	N/A	282mm
Dimensions		600mm x 330mm x 415mm	

AMPLIFIED SUBWOOFERS	BASSPRO MICRO	BASSPRO SL2	BASSPRO NANO
Type	8" (200mm) Powered sealed dockable subwoofer enclosure	8" (200mm) Powered sealed underseat subwoofer enclosure	6" x 8" (152mm x 203mm) Powered sealed underseat subwoofer
Power Handling, RMS	140W	125W	100W
Input Sensitivity	50mV – 20V	200mV - 20V	N/A
Frequency Response	20Hz – 120Hz	35Hz – 120Hz	30Hz – 150Hz
Crossover Frequency/Stope	50Hz – 120Hz	50Hz – 120Hz	50Hz – 150Hz
Crossover Slope	12dB/octave	12dB/octave	12dB/octave
Bass Boost	0dB to + 9dB @ 65Hz	0dB to +9dB @ 70Hz	0dB to + 12dB @ 50Hz
Controls	Crossover frequency, phase, bass boost, level, gain	Crossover frequency, phase, bass boost, level, gain	Crossover frequency, phase, bass, boost, level, gain
Connections	High & low-level inputs (RCA)	High & low-level inputs (RCA)	High & low-level inputs (RCA)
Current Draw (Full Power)	14.5A	12A	13A
Current Draw (Idle)	<800mA	<800mA	<600mA
Fuse	15A	20A	15A
Dimensions (L x W x H)	265.3mm x 179.6mm x 54.2mm	344mm x 250mm x 71mm	260.0mm x 195.0mm x 74.6mm

AMPLIFIED SUBWOOFERS	BASSPRO HUB	SUB FUSE
Type	11" (279mm) Spare tyre subwoofer	Pair 8" (200mm) Passive subwoofer enclosures
Power Handling, RMS	200W	200W
Input Sensitivity	0.2V - 10V	N/A
Frequency Response	30Hz – 175Hz	30Hz - 200Hz
Crossover Frequency/Stope	50Hz – 150Hz	N/A
Crossover Slope	24dB/Octave	N/A
Bass Boost	0 – 12dB Variable @ Fix 50 Hz	N/A
Controls	Crossover frequency, phase, bass boost, level, gain	N/A
Connections	High & low-level inputs (RCA)	N/A
Current Draw (Full Power)	30A	N/A
Current Draw (Idle)	<1.2A	N/A
Fuse	30A	N/A
Dimensions (L x W x H)	360mm x 165mm	350mm x 142.5mm x 273mm

SUBWOOFERS	Stadium 1024	Stadium 1224
Type	10" (250mm) Subwoofer	12" (300mm) Subwoofer
Power Handling, RMS	450W	500W
Power Handling, Peak	1350W	1500W
Sensitivity (2.83V/1m)	91dB	92dB
Frequency Response	30Hz - 175Hz	25Hz – 175Hz
Impedance	2 or 4 ohms, switch-selectable	2 or 4 ohms, switch-selectable
Mounting Depth	175mm	177mm
Cutout Diameter	239mm	282mm

The JBL logo consists of the letters 'JBL' in a white, bold, sans-serif font, centered within a solid orange square.The logo for neeskens international features a stylized, grey, handwritten-style letter 'N' to the left of the company name. The name 'neeskens international' is written in a lowercase, grey, sans-serif font. Below the company name, the text 'Official Authorised Importer and European Distributor for JBL Car Audio Products' is written in a smaller, grey, sans-serif font.

neeskens international
Official Authorised Importer and European Distributor for JBL Car Audio Products

JBL and Plus One (patent no. 7,548,631 B2) are trademarks of HARMAN International Industries, Incorporated, registered in the United States and/or other countries. BassPro is a trademark of HARMAN International Industries, Incorporated. Features, specifications and appearance are subject to change without notice.